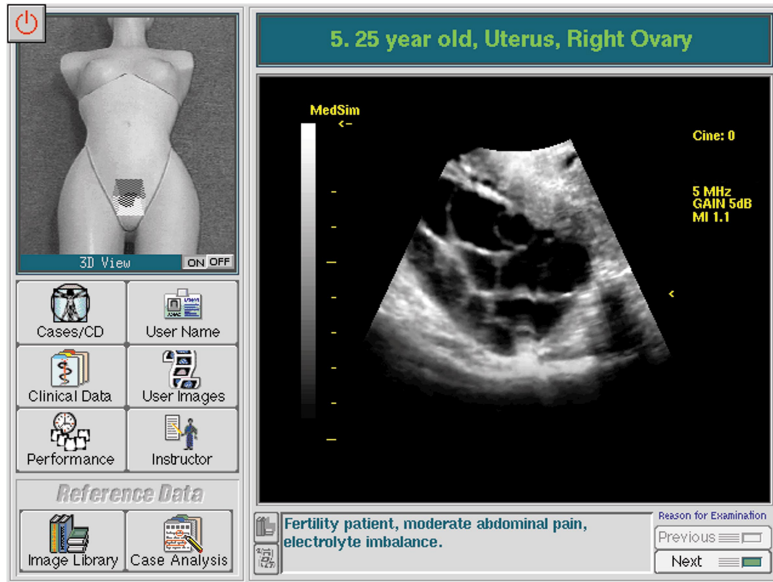


# TRANSVAGINAL SERIES

## MODULE 1


*Full Screen Image Showing User Interface and Ovarian Hyperstimulation Syndrome (OHS)*



*Transvaginal Module 1 CD's*



*Transvaginal Module 1 Instructor Manuals*



*Requires Mock Transvaginal Transducer*



*Requires Full Torso Mannequin*



*Transvaginal Module 1 - Gynecology* - This initial module in the Transvaginal series provides users of MedSim's UltraSim® ultrasound education system with the means to develop, enhance and assess their transvaginal scanning and interpretation skills in a patient free, controlled environment. The module allows users to practice intracavitary-scanning, build pattern recognition, and develop an understanding of the advantages and limitations associated with intracavitary-scanning. As with all UltraSim® modules, users have access to a full range of system controls including acoustic power, gain, TGC, depth and focal zones.

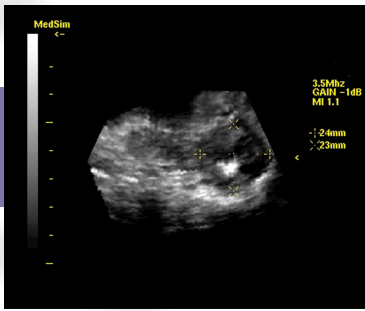
This Transvaginal module consists of a collection of 30 cases including normals, and common to rare gynecological pathologies. Each case simulates a complete clinical experience, with a patient clinical history and case-specific real-patient ultrasound data. An integral part of each case is the comprehensive educational package, which includes task oriented exam protocols, reference images, and a thorough case analysis. Accompanying this module is an instructor's manual, which contains user worksheets and suggested curricula. Combined, this module creates a unified approach to teaching and learning transvaginal scanning and interpretive skills. Participants may either use the UltraSim® in conjunction with professional didactic presentations or independently to practice learned skills. In addition, because case presentation on the UltraSim® is both controlled and repeatable, it is an ideal system for skills assessment and competency evaluation.

# TRANSVAGINAL SERIES

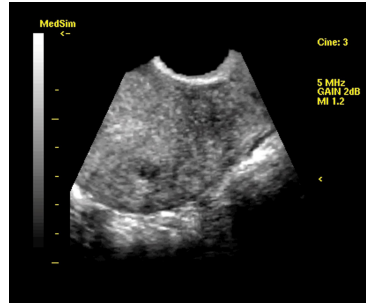
## M O D U L E 1

*Examples of cases which are included in this module:*

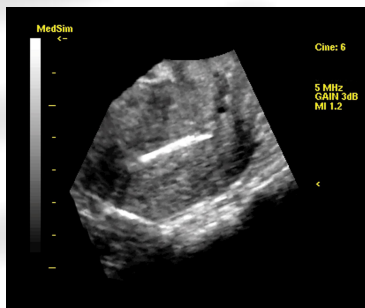
- IUCD
- Hemorrhagic cyst
- Ectopic Pregnancy
- Uterine Fibroids
- Endometrial Carcinoma
- Endometrioma
- Ovarian Hyperstimulation Syndrom
- Adenomyosis
- Ovarian Neoplasm
- Pyosalpinx
- Endometrial Polyp
- Cystic Teratoma



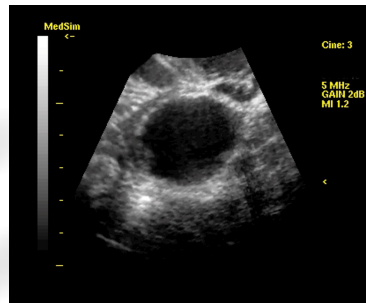
Cystic Teratoma



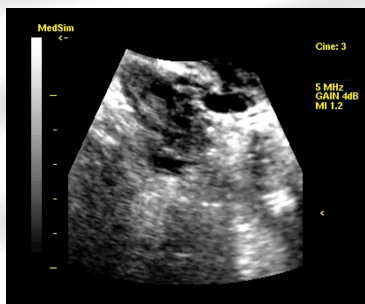
Adenomyosis



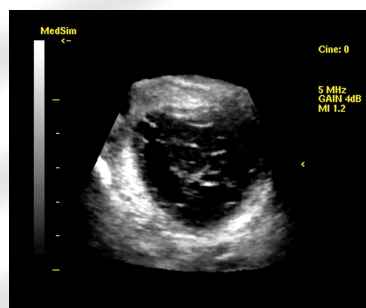
IUCD



Hemorrhagic Cyst



Ectopic Pregnancy



Complex Cyst

**MEDSIM**  
REALITY IN ULTRASOUND SIMULATION