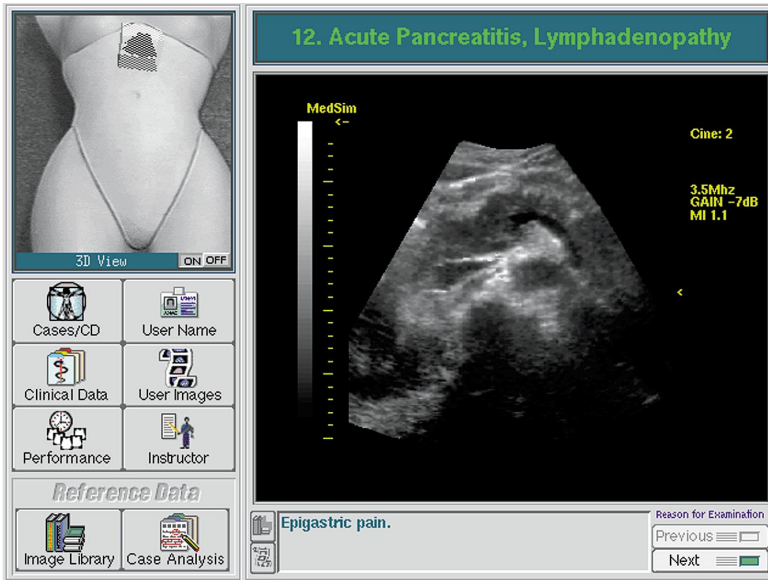


# ABDOMEN SERIES

## M O D U L E 2

Full Screen Image Showing User Interface and Acute Pancreatitis and Lymphadenopathy



*Abdomen Module 2* - allows users of MedSim's UltraSim® ultrasound education system to learn and practice abdominal ultrasound examinations, and evaluate their skills in performing those examinations, all without the need for patients or models. The Abdomen Module 2 is effective for group education sessions and self-guided learning.

Featuring 30 clinical cases covering a wide range of abdominal pathologies, this module adds to the foundation created by the Abdomen Module 1. Each Abdomen Module 2 case is a complete clinical experience containing organ-specific patient ultrasound data, a case specific protocol or educational task set, an individual patient clinical history, and reference images. Accompanying the cases are comprehensive instructor workbooks, user worksheets, and suggested curricula. The Abdomen Module 2 is an excellent adjunct to educational programs designed to teach advanced abdominal sonography, as well as imaging techniques and pitfalls.

The Abdomen Module 2 is appropriate for intermediate and experienced users. Users benefit from access to the wide range of unusual and infrequently seen cases, and the unrestricted examination time on difficult cases or tasks. This provides relevant scanning experience and confidence prior to actually seeing these cases on a live patient. For all users, the module serves as an objective tool to verify knowledge of abdominal anatomy and examination skills.

This module requires the MedSim Full-Torso Mannequin.

*Abdomen Module 2 CD's*



*Abdomen Module 2 Instructor Manuals*



*Requires Mock Curved Transducer*



*Requires Full Torso Mannequin*

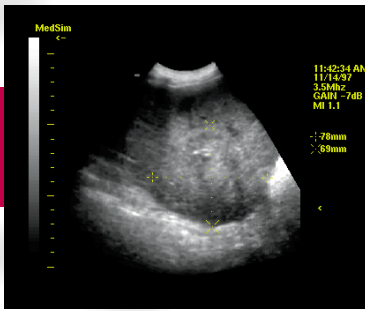


# ABDOMEN SERIES

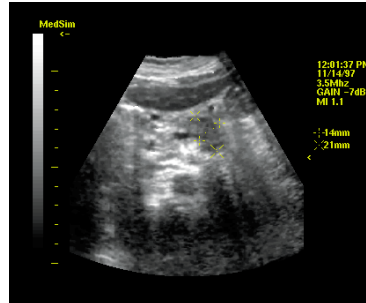
## MODULE 2

*Examples of cases which are included in this module:*

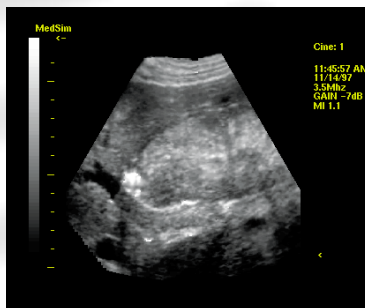
- Hepatic Metastases, Cholelithiasis
- Post Liver Biopsy
- Hepatic Cysts and Solid Mass, Cholelithiasis
- Portal Vein Thrombosis
- Portal Hypertension
- Acute Cholecystitis
- Gallbladder Polyp
- Gallbladder Polyp, Phrygian Cap
- Septated Gallbladder
- Viscous Bile
- Cholelithiasis, Polyp
- Obstructive Jaundice, Choledocholithiasis
- Chronic Cholecystitis, Cholelithiasis
- Cystic Duct Stones
- Acute Pancreatitis, Lymphadenopathy
- Pancreatic Carcinoma
- Pancreatic Carcinoma, Hepatic Metastasis, Biliary Air
- Left Adrenal Metastasis
- Splenic Infarcts
- Splenomegaly
- Ovarian Carcinoma



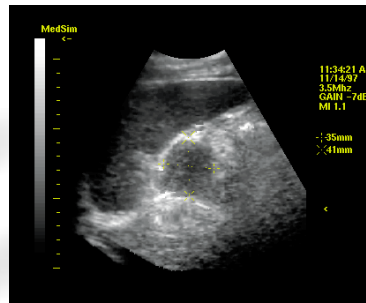
Hepatic Metastasis



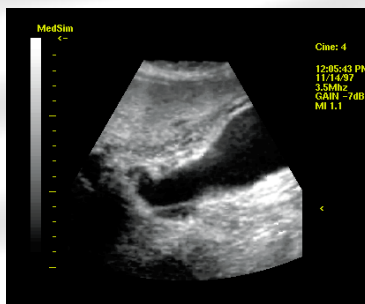
Pancreatic Carcinoma



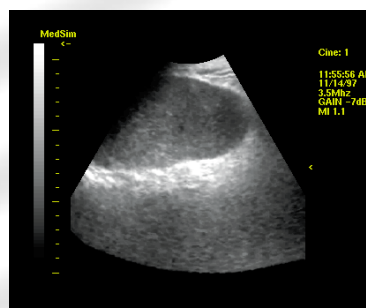
Portal Vein Thrombosis



Left Adrenal Metastasis  
With Measurements



Acute Cholecystitis



Splenomegaly